


Name \_\_\_\_\_

**Week of April 24**  
**Due Monday, May 1**


Spelling Words: my, try, tried, ties, light, might, use, rule, hair, color

Monday, April 24	<ul style="list-style-type: none"><li>• Comprehension, Day 1</li><li>• Reading: Tulips Close Read</li><li>• Social Studies: The Playground</li><li>• Read 15 minutes and log</li></ul>
Tuesday, April 25	<ul style="list-style-type: none"><li>• Comprehension, Day 2</li><li>• Math: Bumble Bee Addition</li><li>• Reading: Inflectional Endings</li><li>• Read 15 minutes and log</li></ul>
Wednesday, April 26	<ul style="list-style-type: none"><li>• Comprehension, Day 3</li><li>• Math: Color By Code</li><li>• Reading: Spring ABC Order</li><li>• Read 15 minutes and log</li></ul>
Thursday, April 27	<ul style="list-style-type: none"><li>• Comprehension, Day 4</li><li>• Math: Eureka Math Lesson 22</li><li>• Spelling Word Practice</li><li>• Read 15 minutes and log</li></ul>
Friday, April 28	<ul style="list-style-type: none"><li>• Comprehension, Day 5</li><li>• Reading: Earth Day ABC Order</li><li>• Math: What's the Scoop?</li><li>• Read 15 minutes and log</li></ul>

# 's Weekly Reading Log

	Title of Book	Who Read?			☺ Book was okay ☺☺ Book was good ☺☺☺ Book was great	Adult Initials
		Read to Child	Read with Child	Child Read to Me		
						
Monday						
Tuesday						
Wednesday						
Thursday						
Friday						

Plants are living things. All living things have needs in order to survive. Plants need five things to survive. Every plant needs sunshine. *Sun* gives the plant energy to make food. A plant needs *water* to help it stay alive. The water also helps it make food. Plants need *soil* to grow in. They must also have *space* in order to grow. If plants are too crowded, they will not survive, so do not plant seeds too close together. The last thing plants need is *air*. These five things are important for every plant.



### DAY 1



What are the five things plants need to make food?

- 1. \_\_\_\_\_ 2. \_\_\_\_\_
- 4. \_\_\_\_\_ 3. \_\_\_\_\_
- 5. \_\_\_\_\_

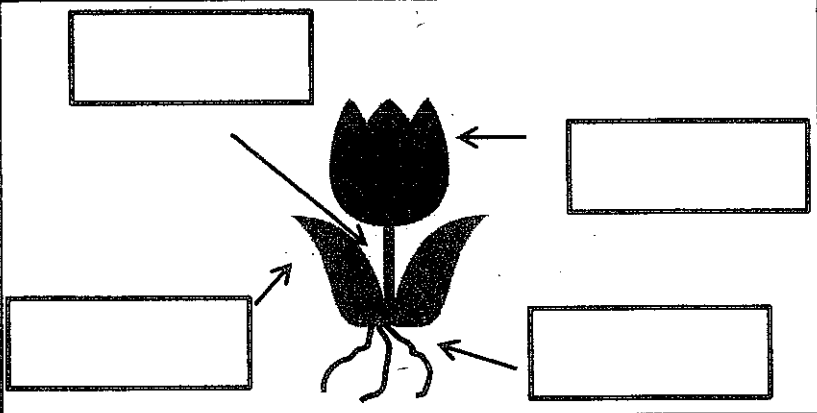
### DAY 2



#### Let's Label!

Use the words below to fill in the labels on the plant.

- petals   stem   leaf   roots



### DAY 3



Main Idea	Detail	Detail	Detail
-----------	--------	--------	--------

### DAY 4



<b>Vocabulary Focus</b>	What does <u>survive</u> mean? <hr/> <hr/> <hr/>
-------------------------	---

### DAY 5



<b>Text-to-Self Connection</b> What do <i>you</i> need to survive? <hr/> <hr/>
--



# Tulips


TEACHER

Tulips are beautiful flowers. They don't grow from seeds. They grow from bulbs buried under the soil. Tulips are planted in the fall. In the spring, the flowers bloom. The flowers only bloom for about 3-7 days.


Tulips come in many colors-red, white, yellow, purple and pink. Some are all one color. Others can be striped with many colors. Tulips only have one flower on each stem.

Tulip petals can actually be eaten. During the war, people often had to resort to eating tulips because there wasn't a lot of food.

Today, there are about 4,000 varieties, or different types of tulips.



## Parts of a Tulip



bulb

# Tulips

## Check my Comprehension

1. What do tulips grow from?


- A. seeds
- B. bulbs
- C. other plants



2. When are tulips planted?




3. How long do tulips bloom?




4. Tulips come in many different colors.

- True
- False



5. Which word helps the reader understand the meaning of the word varieties?



6. Why did people resort to eating tulips?



**People resorted to eating tulips**

**because**

my Vocabulary List

bulbs

seeds

bloom

flowers

grow

planted


colors

# The Playground

Name \_\_\_\_\_

Draw a picture of your school's playground.

Use words from the box to help tell where the objects are.



## Word Box

left

right

between

next to

on

in front of

behind

over

under

---

---

---

---

---

---

---

---

Arrange and describe objects in space by proximity, position, and direction

Name: \_\_\_\_\_



1.  $1 + 2 =$

9.  $10 + 5 =$

2.  $3 + 4 =$

10.  $12 + 6 =$

3.  $4 + 5 =$

11.  $15 + 4 =$

4.  $6 + 7 =$

12.  $11 + 3 =$

5.  $8 + 2 =$

13.  $14 + 6 =$

6.  $2 + 4 =$


14.  $7 + 12 =$

7.  $1 + 7 =$

15.  $13 + 2 =$

8.  $9 + 5 =$

16.  $16 + 2 =$





# Inflectional Endings

## RULE

If a word ends with a silent e, drop the e before adding ing or ed.  
 Examples: skate + ed = skated    save + ing = saving

**Directions:** Read the sentences below. Circle the word that completes each sentence and print it on the line.

1. Dad _____ for the president.	voted voting
2. I was _____ a cake for the party.	baked baking
3. Sister _____ a piece for me.	sliced slicing
4. Brother was _____ the rocket.	fired firing
5. Mom _____ the carrots.	diced dicing

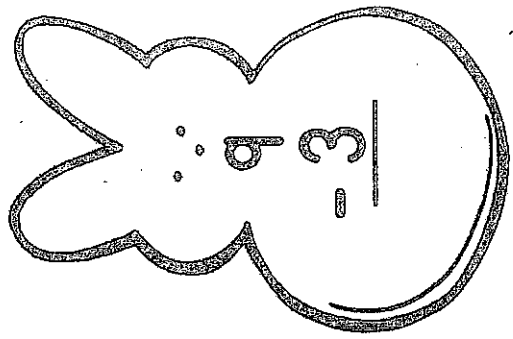




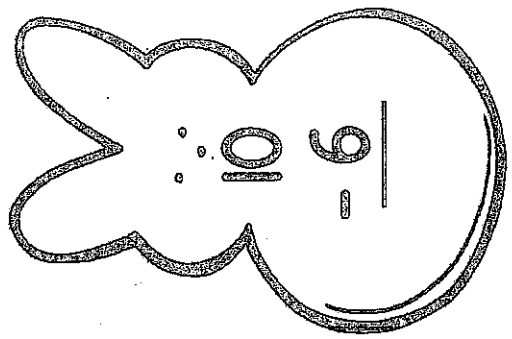
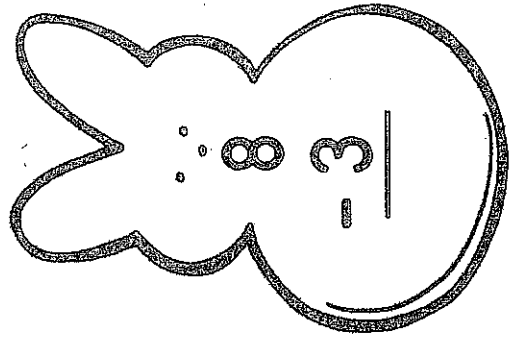
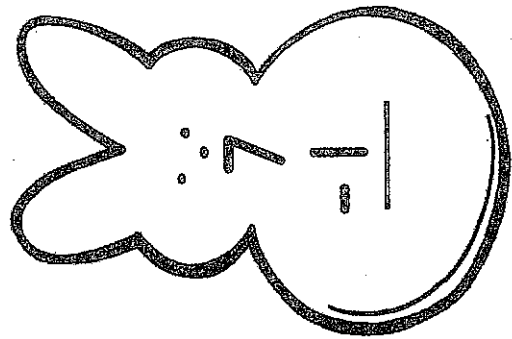


**Directions:** Read each pair of sentences below. Add ed or ing to the base word and print it on the line to complete each sentence.

save	6. My family is _____ for a vacation. Sue's family has _____ for their trip.
ice	7. My dad is _____ his cake. My mom already _____ her cake.

# Color by Code

## Color Code

4 - yellow    5 - blue    6 - pink    7 - purple



Name \_\_\_\_\_

Date \_\_\_\_\_

PUT THE WORDS IN ABC ORDER. COLOR...




want  
there  
under

1. \_\_\_\_\_

2. \_\_\_\_\_

3. \_\_\_\_\_

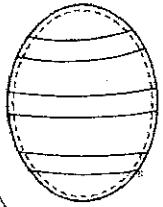


that  
our  
please

1. \_\_\_\_\_

2. \_\_\_\_\_

3. \_\_\_\_\_




new  
pretty  
into

1. \_\_\_\_\_

2. \_\_\_\_\_

3. \_\_\_\_\_



good  
must  
come

1. \_\_\_\_\_

2. \_\_\_\_\_

3. \_\_\_\_\_

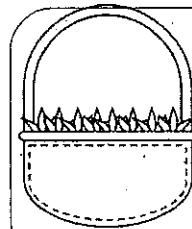


eat  
the  
what

1. \_\_\_\_\_

2. \_\_\_\_\_

3. \_\_\_\_\_



who  
get  
say

1. \_\_\_\_\_

2. \_\_\_\_\_

3. \_\_\_\_\_

## Spelling Word Practice

Write each word three times. Remember to say the sounds as you write the letters.

light			
ties			
use			
try			
rule			
might			
tried			
color			
my			
hair			

# Earth Day

## ABC Order

### Word list

ENVIRONMENT

PLANTS

CONSERVE

RECYCLE

EARTH


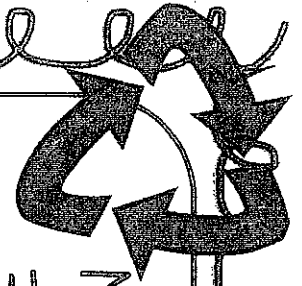
POLLUTION

REDUCE

LITTER

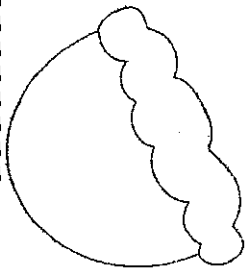
REUSE

CLEAN

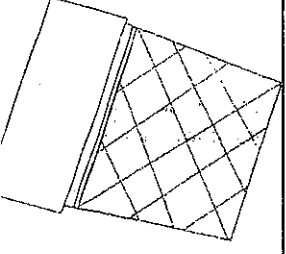
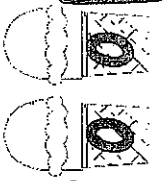


1. \_\_\_\_\_
2. \_\_\_\_\_
3. \_\_\_\_\_
4. \_\_\_\_\_
5. \_\_\_\_\_
6. \_\_\_\_\_
7. \_\_\_\_\_
8. \_\_\_\_\_
9. \_\_\_\_\_
10. \_\_\_\_\_

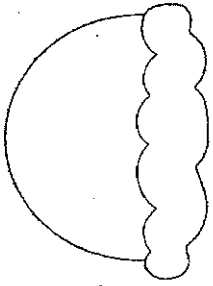
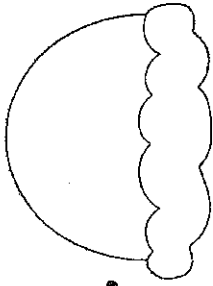
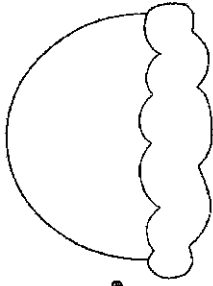
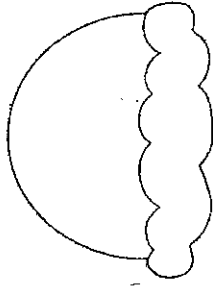

iv 11110

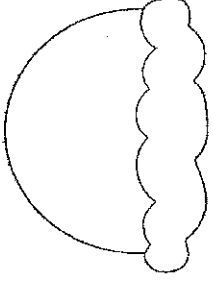

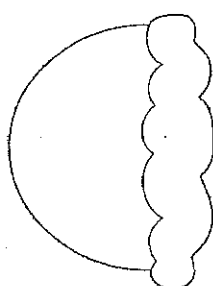




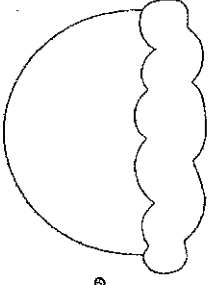

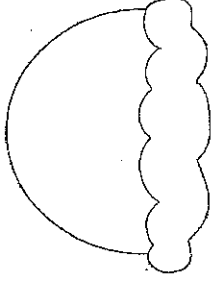
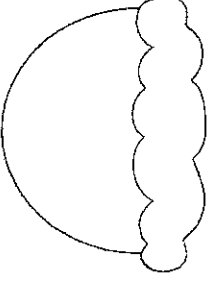
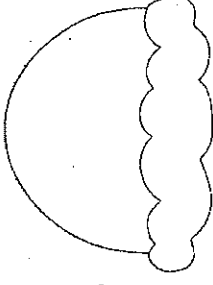
# What's the Scoop?



Find the missing addend.

$3 +$	$= 15$	
$4 +$	$= 19$	
$10 +$	$= 14$	
$6 +$	$= 17$	
$2 +$	$= 12$	

$8 +$	$= 20$	
$13 +$	$= 13$	
$6 +$	$= 18$	
$9 +$	$= 16$	
$3 +$	$= 11$	

$14 +$	$= 19$	
$10 +$	$= 15$	
$8 +$	$= 12$	
$2 +$	$= 13$	
$4 +$	$= 16$	

Name \_\_\_\_\_

Date \_\_\_\_\_

**Read** the word problem.

**Draw** and label.

**Write** a number sentence and a statement that matches the story.

Remember to draw a box around your solution in the number sentence.

Strategies:

- Take from 10
- Make 10
- Count on
- I just knew

1. Michael and Anastasia pick 14 flowers for their mom. Michael picks 6 flowers. How many flowers does Anastasia pick?
  
  
  
  
  
  
  
  
  
  
2. Daquan bought 6 toy cars. He also bought some magazines. He bought 15 items in all. How many magazines did Daquan buy?
  
  
  
  
  
  
  
  
  
  
3. Henry and Millie baked 18 cookies. Nine of the cookies were chocolate chip. The rest were oatmeal. How many were oatmeal?

4. Felix made 8 birthday invitations with hearts. He made the rest with stars. He made 17 invitations in all. How many invitations had stars?
5. Ben and Miguel are having a bowling contest. Ben wins 9 times. They play 17 games in all. There are no tied games. How many times does Miguel win?
6. Kenzie went to soccer practice 16 days this month. Only 9 of her practices were on a school day. How many times did she practice on a weekend?